

Elementary English for Tourism and Hospitality

LESSON 9 – Giving Directions

STUDY NOTES

Characters




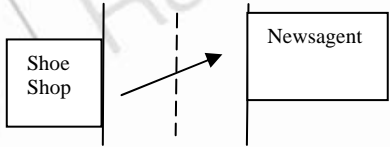
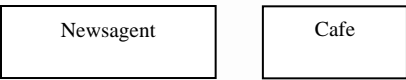

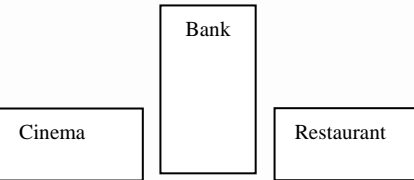
Leo: Receptionist
 Mona: Guest
 Jack: Guest

The story

Mona and Jack want to go shopping. They ask the hotel receptionist, Leo, for directions.

Language – Giving Directions

Look at the following directions and diagrams. Read them out loud.

Turn right at the next street.	
Turn left when you get to the park.	
Go straight ahead until you see a shoe shop.	
Cross the street to the newsagent.	
There's a café next to the newsagent.	
Keep walking down the street for about five minutes.	
You'll find the bank between the cinema and the restaurant.	

EXERCISES




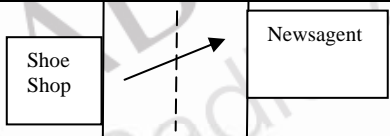


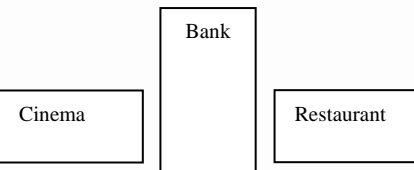
1. Key vocabulary

Look up the meaning and pronunciation of these words in your dictionary.

cab	cross	find
left	major	mall
outside	pleasure	set
shopping centre	taxi	traffic lights

2. Language Practice - Giving Directions

Without looking at the previous page, match the following directions with the correct diagram. After you have checked your answers, read them out loud. Then practice giving directions with a friend.

1. straight ahead	a. 
2. down	b. 
3. right	c. 
4. next to	d. 
5. cross the street	e. 
6. between	f. 
7. left	g. 

3. The Chant

Practise saying this chant out loud.

Where to?
 Where to?
 Don't worry,
 I know the way.
 Nice to meet you
 Nice to meet you
 Hope you enjoy your stay!

Suggested answers. 2. 1) c 2) f 3) a 4) e 5) d 6) g 7) b